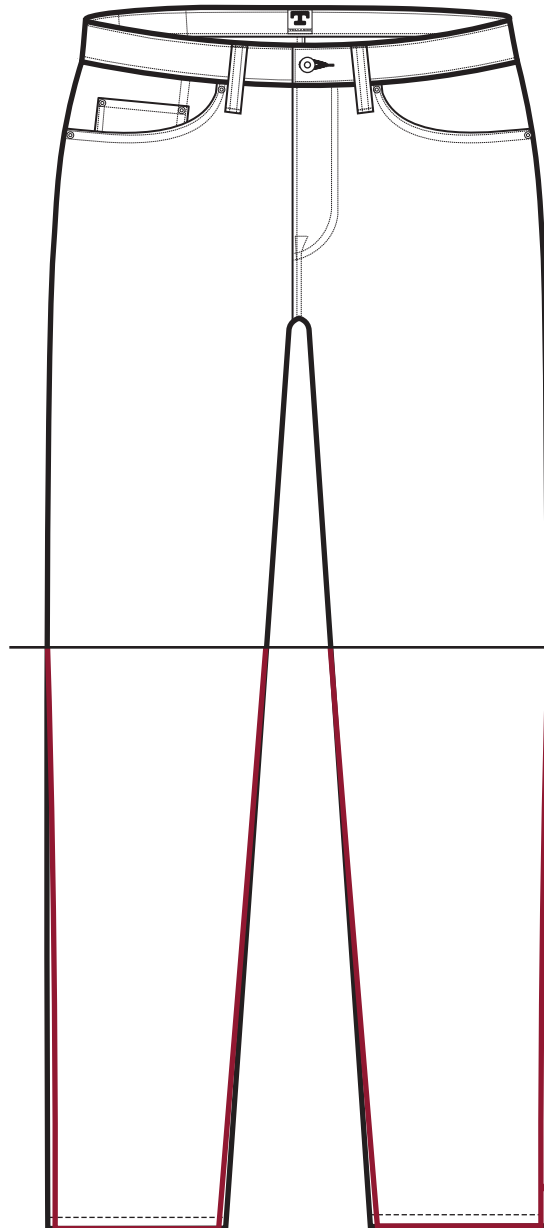


TELLASON

STRAIGHT FITS ANKARA & SHEFFIELD (STRAIGHT/ STRAIGHT TAPERED)



	ANKARA	SHEFFIELD
Front Rise	MID	MID
Back Rise	MID	MID
Thigh	FULL	FULL
Knee	FULL	FULL
Leg Opening (Size 32)	17.5"	16.25"

KNEE LEVEL

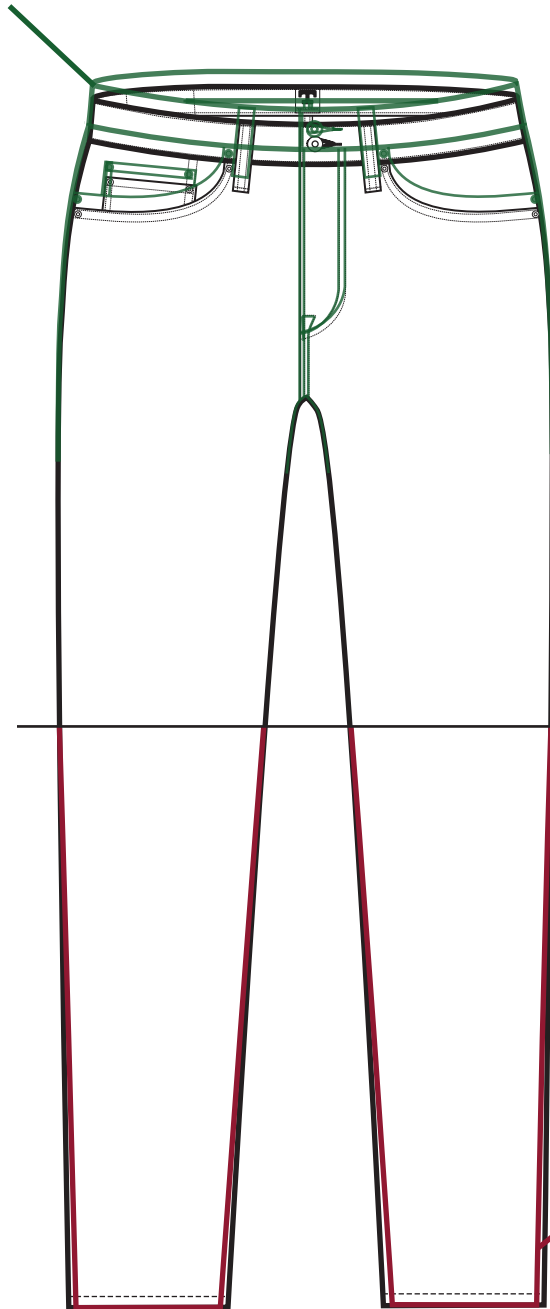
The Sheffield fits exactly like the Ankara, except it features a subtle taper from the knee down, for a 1.25" narrower leg opening.

The **Elgin** fits exactly like the **Ladbroke Grove**, except it features a 1.5” higher rise.

TELLASON

SLIM FITS

JOHN GRAHAM MELLOR, **LADBROKE GROVE** & **ELGIN**
(SLIM / **SLIM TAPERED** / MID-RISE SLIM TAPERED)



	JGM	LADBROKE	ELGIN
Front Rise	LOW	LOW	1.5” HIGHER
Back Rise	LOW	LOW	1.5” HIGHER
Thigh	SLIM	SLIM	SLIM
Knee	SLIM	SLIM	SLIM
Leg Opening (Size 32)	15.75”	14”	14”

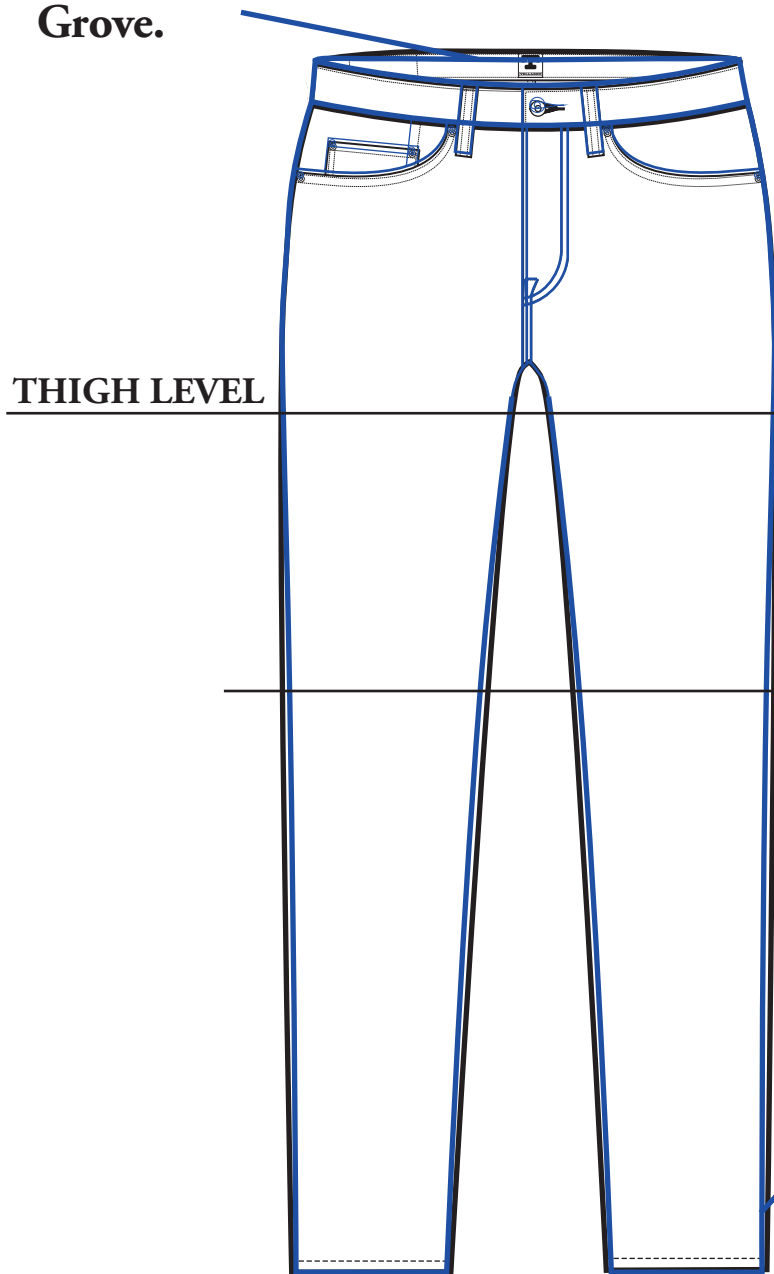
KNEE LEVEL

The **Ladbroke Grove** fits exactly like the John Graham Mellor, except it features a taper from the knee down, for a 1.75” narrower leg opening.

The **Gustave** features a low to mid-rise. It has a quarter inch higher front rise and a half inch lower back rise than its slim relative the Ladbroke Grove.

TELLASON

TAPERED FIT
GUSTAVE
 (SLIMMEST)



	LADBROKE	GUSTAVE
Front Rise	LOW	1/4" HIGHER
Back Rise	LOW	1/2" LOWER
Thigh	SLIM	1/2" SLIMMER
Knee	SLIM	1" SLIMMER
Leg Opening (Size 32)	14"	13.75"

KNEE LEVEL

The **Gustave** features a more tapered leg in the thigh and knee than any other fit. The thigh is a half inch slimmer, the knee is an inch slimmer, and the leg opening is a quarter of an inch tighter than the Ladbroke Grove.